

## DHL Group Retirement Plan

## DHL Corporate Bond Fund



## FUND OBJECTIVE

To provide a combination of growth and income.

## RISK PROFILE

The value of an investment and income taken from it is not guaranteed and can go down as well as up, you may not get back the amount you originally invested.

The Fund invests in one or more Collective Investment Schemes ("CIS") to achieve its investment objective, including other CIS managed by LGIM as well as CIS which are managed by entities sitting outside the Legal & General Group plc. Information on the CIS(s) in which the Fund invests should be disclosed in your scheme documentation. However, the information provided may be a high level description and should not be relied upon as a full disclosure of the material risks or terms and conditions associated with investing in the underlying CIS. Please refer to your scheme administrator if you would like more detailed information on each of the underlying CIS held within this Fund.

## FUND FACTSHEET INFORMATION

This factsheet has been produced to provide you with fund information and is not designed to provide advice on the suitability of an investment for your personal financial situation. It should be read in conjunction with your pension scheme particulars. It is not an offer to buy or sell any investment or shares, if you have any questions regarding its contents, please speak to the Trustees or your Financial Advisor.

This fund is invested wholly or predominantly in units of such other funds identified by the Trustees of the pension scheme and maintained by Legal & General Investment Management. These funds may change from time to time. The Fund Objective and Benchmark have also been determined by the Trustees. This factsheet will be updated quarterly.

## FUND FACTS

Fund size <b>£1.5m</b>	Base currency <b>GBP</b>	Benchmark <b>See note</b>
Launch date <b>Feb 2020</b>	Domicile <b>United Kingdom</b>	Underlying fund <b>Legal &amp; General Future World GBP Corporate Bond Index Fund</b>

## CHARGES

Annual management charge **0.270%**

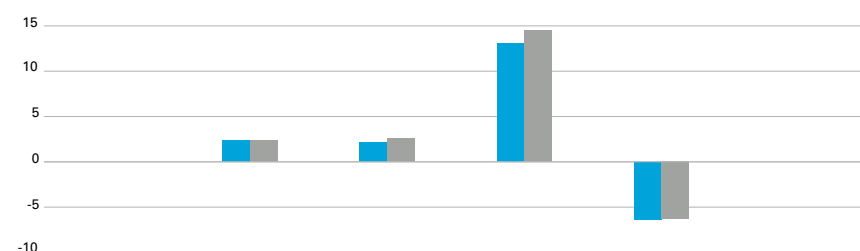
Of this charge 0.17% related to the Administration Charge.

## Benchmark note

Solactive L&G ESG GBP Inv Grade Corp TR Idx  
During quarter 2 2024 the underlying GBP Corp Bond 6A (Passive) Fund was replaced with the FutureWorld GBP Corp Bond Index Fund

For further information on the underlying fund, click [here](#).

## FUND PERFORMANCE (%)



	3 months	6 months	1 year	3 years	Launch
Fund	2.34	2.17	13.11	-6.36	n/a*
Benchmark	2.36	2.56	14.56	-6.29	n/a*
Relative	-0.02	-0.39	-1.45	-0.07	n/a*

## 12 MONTH PERFORMANCE TO MOST RECENT QUARTER (%)

12 months to 30 September	2024	2023	2022	2021	2020
Fund	13.11	5.57	-31.24	-3.20	-
Benchmark	14.56	5.10	-31.64	-2.73	-
Relative	-1.45	+0.47	+0.40	-0.47	-

Performance data source: LGIM. All performance periods over a year will be annualised. Returns are calculated on the basis of midday mid-market prices. Fund performance is shown net, which is after the deduction of the management fees applicable to your Plan. Please refer to your Plan literature, or to your administrator for the fee rate that applies to your plan.

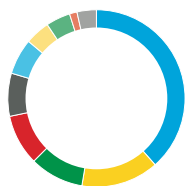
\*Launch performance returns are unavailable as the fund was launched for Daily Close price series only at the launch date.

**Past performance is not a guide to the future. The value of an investment is not guaranteed and can go down as well as up. Exchange rate variations can cause the value of overseas investments to increase or decrease. You may not get back the amount you originally invested. For overseas markets the figures are sterling adjusted and net of any withholding tax.**



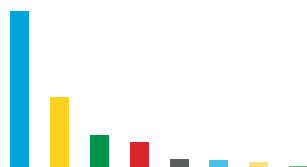
## ALLOCATION

All data source LGIM unless otherwise stated. Totals may not sum due to rounding.



### SECTOR (%)

Banks (Debt)	38.5
Utilities	14.2
Consumer Non-cyclical	9.9
Communications & Tech	9.3
Insurance (Debt)	7.8
Consumer Cyclical	6.5
Real Estate (Debt)	4.5
Social Infrastructure	4.5
Economic Infrastructure	1.4
Other	3.5



### YEARS TO MATURITY (%)

0- 5 Years	51.8
5- 10 Years	23.1
10- 15 Years	10.5
15- 20 Years	8.3
20- 25 Years	2.5
25- 30 Years	2.2
30- 40 Years	1.4
40+ Years	0.3



■ Top 10 holdings 4.5%  
 ■ Rest of portfolio 95.5%  
 No. of issuers in fund 283  
 No. of issuers in index 278

### TOP 10 HOLDINGS (%)

United Kingdom Gilt 0.875% 22 Oct 29	0.6
Morgan Stanley 5.789% 18 Nov 33	0.5
Enel Finance Intl 5.75% 14 Sep 40	0.5
At&T 7% 30 Apr 40	0.5
ING Groep 1.125% 07 Dec 28	0.4
Lloyds Banking Group 2.707% 03 Dec 35	0.4
Zurich Financial Services AG	0.4
At&T 4.875% 01 Jun 44	0.4
Hsbc Holdings 2.256% 13 Nov 26	0.4
Intesa Sanpaolo 6.5% 14 Mar 29	0.4

### CREDIT RATING (%)

AAA	1.2
AA	7.4
A	44.8
BBB+	0.4
BBB	46.2
Other	0.1

### COUNTRY (%)

United Kingdom	50.5
United States	18.4
France	7.3
Germany	4.9
Netherlands	3.1
Spain	3.1
Italy	2.3
Canada	2.0
Switzerland	1.7
Other	6.8

### Important information

Copyright © 2024 Legal & General. This document is subject to copyright. Any unauthorised use is strictly prohibited. All rights are reserved.

The views expressed in this fact sheet are those of Legal & General Investment Management who may or may not have acted upon them. This document should not be taken as an invitation to deal in Legal & General investments or any of the stated stock markets.

Legal & General Assurance (Pensions Management) Limited ("PMC") is a life insurance company and manages this investment using a policy notionally divided into a number of PF sections ("the funds"). Legal & General Investment Management Limited provides investment and marketing services to PMC. Legal & General Assurance (Pensions Management) Limited is authorised by the Prudential Regulation Authority and regulated by the Financial Conduct Authority and the Prudential Regulation Authority. Registered in England and Wales No. 01006112. Registered Office: One Coleman Street, London, EC2R 5AA. Legal & General Investment Management Limited is authorised and regulated by the Financial Conduct Authority. Registered in England and Wales No. 00119272. Registered Office: One Coleman Street, London, EC2R 5AA.

The financial instrument is not sponsored, promoted, sold or supported in any other manner by Solactive AG nor does Solactive AG offer any express or implicit guarantee or assurance either with regard to the results of using the Index and/or Index trade mark or the Index Price at any time or in any other respect. The Solactive Index is powered by Thomson Reuters Information.

**Internal Code: 35507/034 Underlying fund code: CCAT**